






# SACHDEVA ENGINEERS

MANUFACTURER & EXPORTER OF AUTOMOTIVE COMPONENTS



**SINGLE CYLINDER  
AIR-COOLED  
DIESEL ENGINE**

**3LD 80 / 450 / 510**


**15LD 400 / 440**

**LDA 520 / 530**

**6LD 325 / 360 / 400 / 435**

**REAPER BINDERS | PUMPSETS | AGRICULTURAL MACHINERY | MARINE ENGINES | MINI TRACTOR | CEMENT MIXER**

## ABOUT US



### OUR STORY & GLOBAL VISION

#### *Sachdeva Engineers – Precision in Every Part*

With over three generations of engineering excellence, Sachdeva Engineers is a globally trusted manufacturer and exporter of high-precision automotive and diesel engine components. Headquartered in New Delhi, India, we specialize in parts for single-cylinder air-cooled diesel engines used across agricultural machinery, reaper binders, pump sets, marine engines, mini tractors, and construction equipment.

Our journey began with a simple yet powerful vision — to deliver robust, reliable, and precisely engineered components that empower machinery around the world. Today, we proudly serve customers in over 20 countries, delivering tailored solutions that enhance equipment performance and productivity.

#### Global Reach

From Europe to South America, Africa to the Middle East, our components have earned the trust of OEMs, importers, and after market distributors. Our team understands the importance of consistent quality and prompt delivery, ensuring every shipment meets international standards and exceeds expectations.

We Manufacture Components For:

- Lombardini (3LD, 4LD, 6LD, 15LD Series)
- Kohler & Greaves Engines
- Ape Piaggio & Other Three-Wheelers

#### Our Mission

To provide innovative, cost-effective, and high-quality component solutions that meet global standards — enhancing our clients' equipment performance, reducing downtime, and driving long-term value.

#### Our Core Values

- **Quality:** Every component is engineered with precision and thoroughly tested to meet international performance standards.
- **Customer Focus:** We tailor solutions to meet your specific technical and market needs.
- **Innovation:** Our experienced R&D and tooling team constantly improve designs for better durability and performance.
- **Integrity:** Transparent business practices, long-term relationships, and ethical conduct are at our core.
- **Commitment:** On-time deliveries and consistent communication are non-negotiable at Sachdeva Engineers.














#### Why International Clients Choose Us

- **OEM-Grade Precision:** We use advanced CNC and VMC machining, quality-certified raw materials, and stringent inspection protocols.
- **Customized Branding & Packaging:** We offer private labelling and customized packaging solutions to meet your market needs.
- **Competitive Pricing:** Our in-house manufacturing enables cost control without compromising on quality.
- **Reliable Supply Chain:** We understand the importance of lead time and packaging for exports — ensuring safe,

## 3LD 450 & 510 SINGLE CYLINDER DIESEL ENGINE

<p><b>Main Bearing Housing / Crank Support LDA 510 / 450</b></p>  <p>SE-901</p>	<p><b>Rocker Arm Cover LDA 510</b></p>  <p>SE-904/Up</p>	<p><b>Rocker Arm Cover LDA 450</b></p>  <p>SE-904/Down</p>	<p><b>Fuel Tank Filter Plate LDA 510 / 450</b></p>  <p>SE-956</p>
<p><b>Oil Pump Assembly LDA 510</b></p>  <p>SE-912 / 510</p>	<p><b>Oil Pump Assembly LDA 450</b></p>  <p>SE-912 / 450</p>	<p><b>Breather Plug O/M LDA 450 / 510</b></p>  <p>SE-905</p>	<p><b>Breather Plug N/M LDA 450 / 510</b></p>  <p>SE-906</p>
<p><b>Extra Fuel Device LDA 450 / 510</b></p>  <p>SE-949 O/M</p>	<p><b>Pump Control Assembly LDA 450 / 510</b></p>  <p>SE-949 N/M</p>	<p><b>Cylinder Head Bare LDA 450 / 510</b></p>  <p>SE-962</p>	<p><b>Starter Pulley LDA 450 / 510</b></p>  <p>SE-939</p>
<p><b>Cylinder 85 mm LDA 450 / 510</b></p>  <p>SE-920</p>	<p><b>Piston 85 mm LDA 450 / 510</b></p>  <p>SE-935</p>	<p><b>Engine Guide / Push Rod Holder LDA 450 / 510</b></p>  <p>SE-944</p>	<p><b>Exhaust Muffler LDA 450 / 510</b></p>  <p>SE-948</p>
<p><b>Air Cleaner Assembly LDA 510</b></p>  <p>SE-947 / 510</p>	<p><b>Air Cleaner Assembly LDA 450</b></p>  <p>SE-947 / 450</p>	<p><b>Air Cleaner Element LDA 450 / 510</b></p>  <p>SE-979</p>	<p><b>Fuel Tank LDA 450 / 510</b></p>  <p>SE-955</p>

## 3LD 450 & 510 SINGLE CYLINDER DIESEL ENGINE

<p>Head Valve LDA 450 / 510</p>  <p>SE-917</p>	<p>Connecting Rod LDA 450 / 510</p>  <p>SE-930</p>	<p>Tappet Assembly LDA 450 / 510</p>  <p>SE-942</p>	<p>Fuel Tank Plastic Cap LDA 510 / 450</p>  <p>SE-977</p>
<p>Yoke LDA 450 / 510</p>  <p>SE-909</p>	<p>Fly Wheel Grill LDA 450 / 510</p>  <p>SE-938</p>	<p>Oil Seal LDA 450 / 510</p>  <p>SE-927</p>	<p>Cyclonic Pre-filter LDA 450 / 510</p>  <p>SE-999</p>
<p>Fuel Filter Element LDA 450</p>  <p>SE-979 / 450</p>	<p>Fuel Filter Element LDA 530</p>  <p>SE-979 / 530</p>	<p>Starter Pulley LDA 450 / 510</p>  <p>SE-939</p>	<p>Fly Wheel Bush LDA 450 / 510</p>  <p>SE-918</p>
<p>Tappet Cover Bare LDA 450 / 510</p>  <p>SE-903</p>	<p>Cylinder Head Complete LDA 450 / 510</p>  <p>SE-980</p>	<p>Fuel Pump LDA 450 / 510</p>  <p>SE-982</p>	<p>Injector LDA 450 / 510</p>  <p>SE-983</p>
<p>Crank Shaft Short LDA 450 / 510</p>  <p>SE-929/Short</p>	<p>Crank Shaft Long LDA 450 / 510</p>  <p>SE-929/Long</p>	<p>Piston Rings LDA 450 / 510</p>  <p>SE-936</p>	<p>Begun - Connecting Rod LDA 450 / 510</p>  <p>SE-934</p>

## 6LD 360 & LDA 520 / 530 SINGLE CYLINDER DIESEL ENGINE

<p>Main Bearing Housing / Crank Support LDA 530</p>  <p>SE-302</p>	<p>Main Bearing Housing / Crank Support 6LD</p>  <p>SE-301</p>	<p>Oil Pump Assembly - 6LD</p>  <p>SE-312</p>	<p>Starter Pulley 6LD</p>  <p>SE-339</p>
<p>Rocker Arm Cover 6LD</p>  <p>SE-304</p>	<p>Fuel Tank 6LD</p>  <p>SE-355</p>	<p>Cylinder Head 6LD</p>  <p>SE-362</p>	<p>Fly Wheel Grill 6LD</p>  <p>SE-338</p>
<p>Connecting Rod - 6LD</p>  <p>SE-330</p>	<p>Piston - 6LD</p>  <p>SE-335</p>	<p>Air Cleaner - 6LD</p>  <p>SE-347</p>	<p>Exhaust Muffler - 6LD</p>  <p>SE-348</p>
<p>Tappet Assembly - 6LD</p>  <p>SE-342</p>	<p>Exhaust Muffler - 6LD</p>  <p>SE-348</p>	<p>Oil Seal - 6LD</p>  <p>SE-327</p>	<p>Rocker Arm Cover - 6LD 400</p>  <p>SE-400</p>
<p>Fuel Pump - 6LD</p>  <p>SE-382/A</p>	<p>Fuel Pump - 6LD</p>  <p>SE-382/B</p>	<p>Injector - 6LD</p>  <p>SE-383</p>	<p>Gasket Set - 6LD 400</p>  <p>SE-360</p>

## 15LD 400 / 440 SINGLE CYLINDER DIESEL ENGINE

<b>Oil Pump 15 LD</b>  SE-1512	<b>Piston Assembly 15 LD</b>  SE-1535	<b>Fuel Pump 15 LD</b>  SE-1582	<b>Injector 15 LD</b>  SE-1583
<b>Main Bush</b>  SE-1518	<b>CR Bush</b>  SE-1534	<b>Piston Ring 15 LD</b>  SE-1536	<b>Sleeve 15 LD</b>  SE-1520
<b>Governor Gear 15 LD</b>  SE-1553	<b>Connecting Rod</b>  SE-1530	<b>Gasket Set 15 LD</b>  SE-1560	<b>Head Gasket</b>  SE-1560-A
<b>Main Seal 15 LD</b>  SE-1527	<b>Oil Seal 15 LD</b>  SE-1518	<b>Copper Gasket 15 LD</b>  SE-1521	<b>Governor Cover 15 LD</b>  SE-1553-A

**Disclaimer :** All trademarks, logos, and brand names mentioned are the property of their respective owners. Sachdeva Engineers uses them solely for reference purposes to identify compatibility and applications of our products, with no affiliation or endorsement implied.

